


# **Team 2**

# **Paper Presentation**

Jinhyuk Jang, Prin Phunyaphibarn, Asiman Ziyaddinov


# SinNeRF: Training Neural Radiance Fields from a Single Image (ECCV 2022)




Reference



Neural Radiance Field



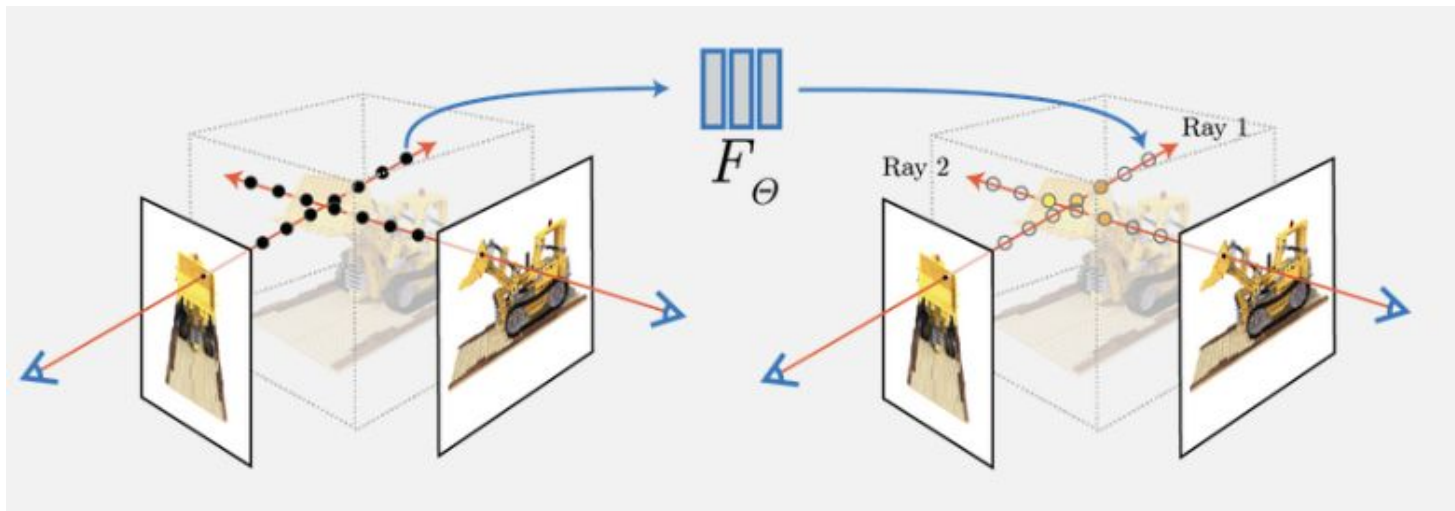
DS-NeRF



SinNeRF (Ours)

**TL;DR:** Given only a single reference view as input, our novel semi-supervised framework trains a neural radiance field effectively. In contrast, previous method shows inconsistent geometry when synthesizing novel views.

# NeRF (Neural Radiance Fields)



$$(x, y, z, \theta, \phi) \rightarrow \begin{array}{c} \text{Neural Network} \\ F_{\theta} \end{array} \rightarrow (RGB\sigma)$$

# Sparse inputs cause problems!!



(a) Sparse Set of 3 Input Images



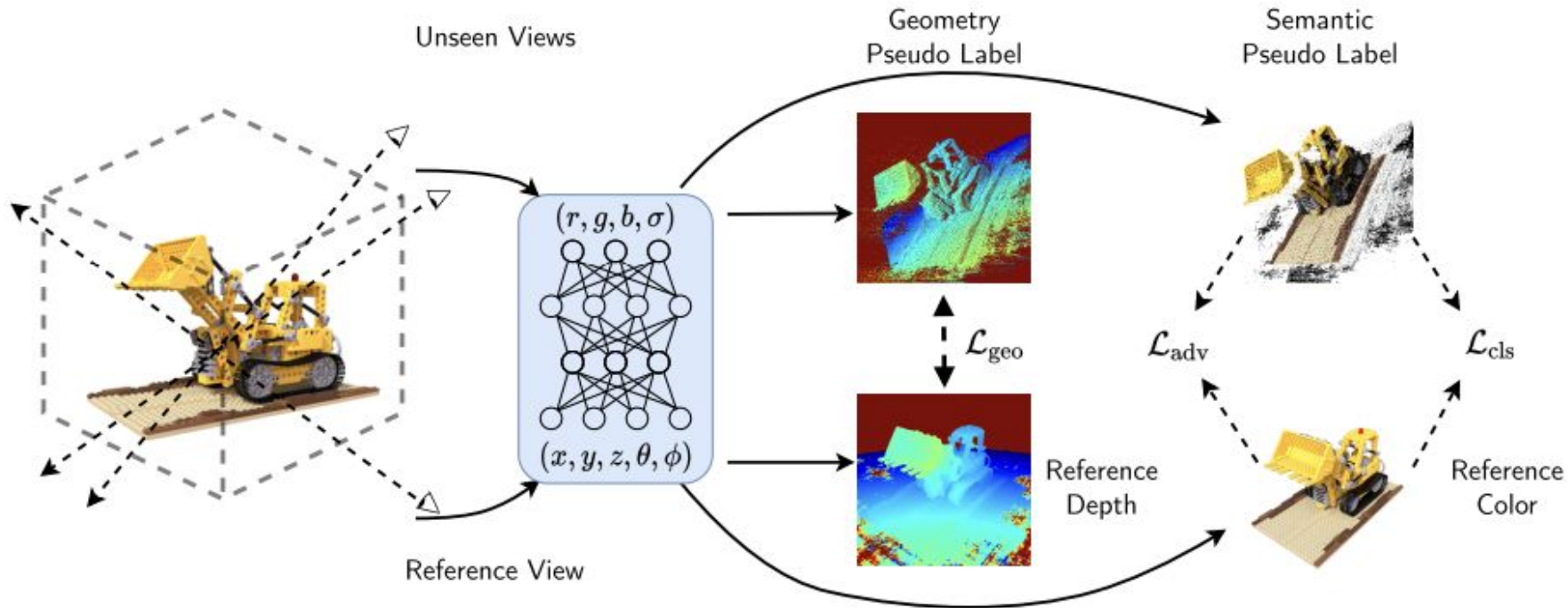
(b) Novel Views Synthesized by mip-NeRF [2]



(c) Same Novel Views Synthesized by Our Method

# Solution:

Provide necessary constraints on unseen views



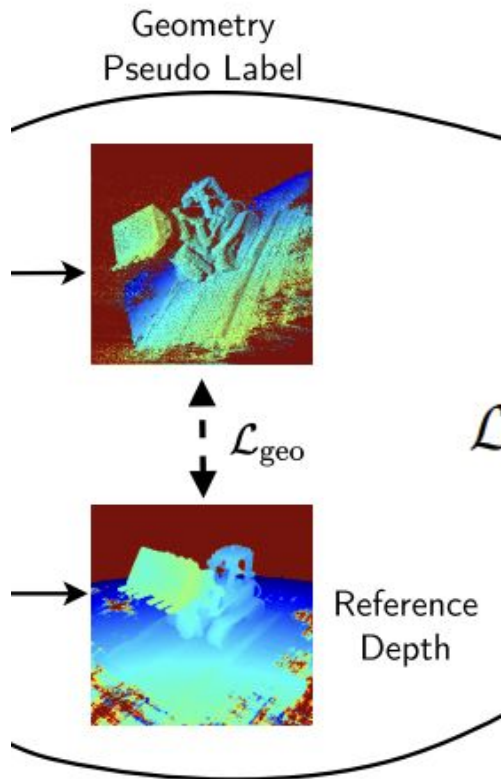
# Geometry Pseudo Label (Pseudo Depth Label)



Image warping  
Pseudo depth label is acquired during this process



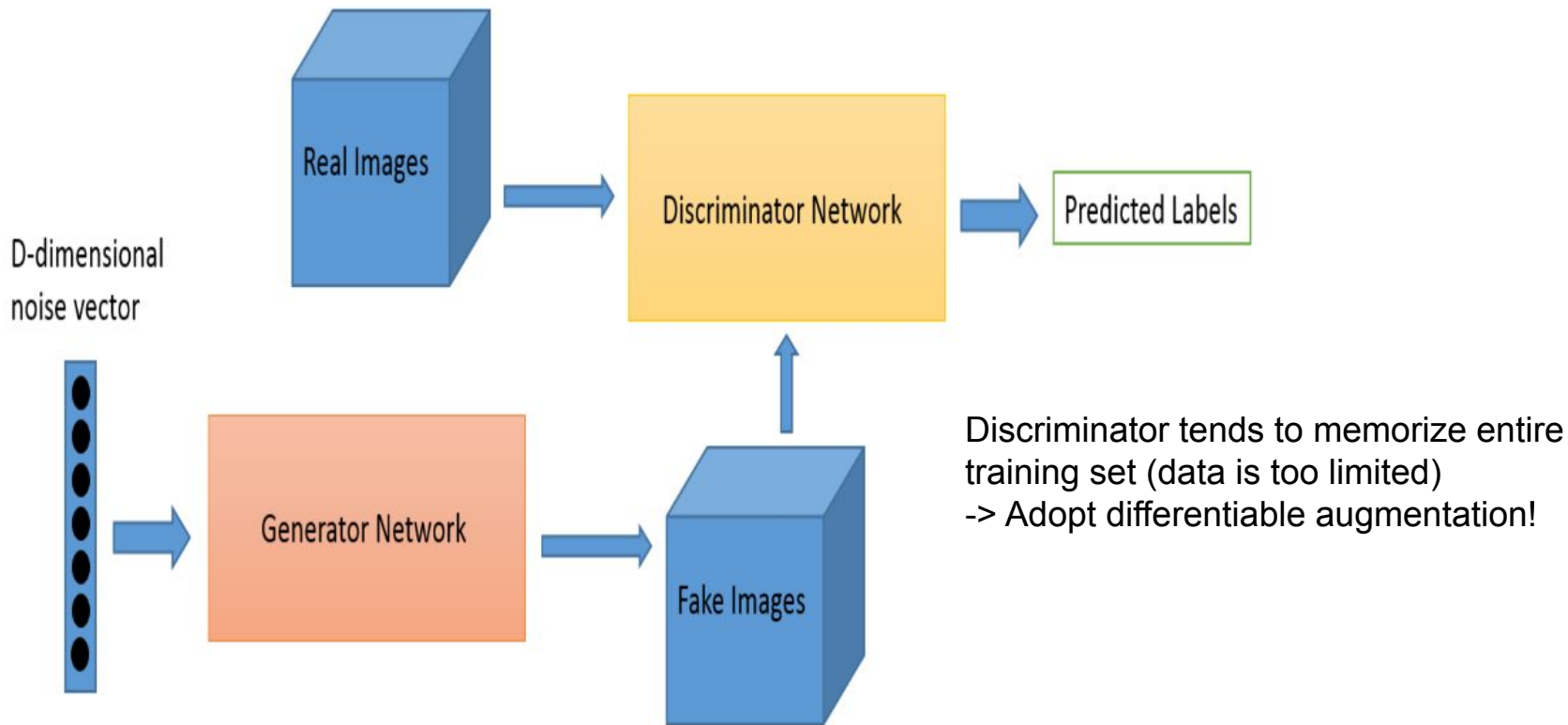
# Geometry Pseudo Label



Geometric consistency with reference view and unseen view

$$\mathcal{L}_{\text{geo}} = \underbrace{\mathcal{L}_1(d_1, f(d_2))}_{\substack{\text{Depth of reference view} \\ \text{Vs} \\ \text{Depth of Image warping} \\ \text{on unseen view}}} + \underbrace{\mathcal{L}_1(f(d_1), d_2)}_{\substack{\text{Depth of unseen view} \\ \text{Vs} \\ \text{Depth of Image warping} \\ \text{on reference view}}} + \underbrace{\lambda_4 \mathcal{L}_{\text{smooth}}}_{\substack{\text{Regularize} \\ \text{uncertain regions} \\ \text{in warped results}}}$$

# Semantic Pseudo Label - Local Texture Guidance





# Semantic Pseudo Label - Local Texture Guidance

Loss of Discriminator

$$\mathcal{L}_D = \mathbb{E}_{\mathbf{x} \sim p_{\text{data}}(\mathbf{x})} [f_D(-D(T(\mathbf{x})))] + \mathbb{E}_{\mathbf{z} \sim p(\mathbf{z})} [f_D(D(T(G(\mathbf{z}))))],$$

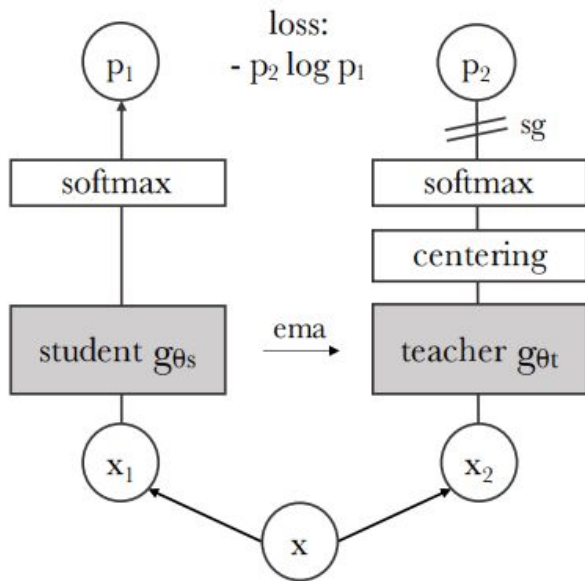
$$\mathcal{L}_G = \mathbb{E}_{\mathbf{z} \sim p(\mathbf{z})} [f_G(-D(T(G(\mathbf{z}))))],$$

$$\mathcal{L}_{\text{adv}} = \mathcal{L}_D + \mathcal{L}_G,$$

Loss of Generator

Local textures are now similar between reference and unseen views

# Semantic Pseudo Label - Global Texture Guidance

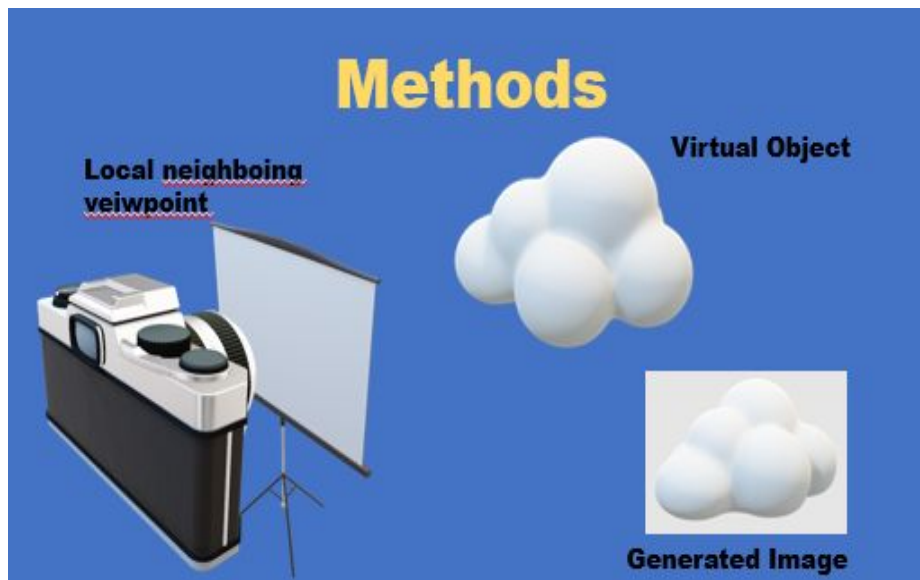



$$\mathcal{L}_{\text{cls}} = \|f_{\text{vit}}(A) - f_{\text{vit}}(B)\|^2$$

**Global Texture is now similar between reference and unseen view**

**DINO-ViT: self supervised vision transformer**  
**CLS tokens from DINO-ViT's output = representation of entire image**

# Progressive Gaussian Pose Sampling



Progressive Sampling allows network to focus on dealing with confident regions

$$\mathcal{L}_{\text{total}} = \mathcal{L}_{\text{pix}} + \lambda_1 \mathcal{L}_{\text{geo}} + \lambda_2 \mathcal{L}_{\text{adv}} + \lambda_3 \mathcal{L}_{\text{cls}},$$

# Quantitative evaluations

Scene	Pose Error					
	Translation( $\times 10^{-2}$ ) ↓			Rotation( $^{\circ}$ ) ↓		
	<i>NeRFmm128</i>	<i>NeRFmm256</i>	<b>SiNeRF</b>	<i>NeRFmm128</i>	<i>NeRFmm256</i>	<b>SiNeRF</b>
Fern	0.514	0.765	<b>0.438</b>	0.957	1.566	<b>0.743</b>
Flower	1.039	1.200	<b>0.796</b>	3.657	3.211	<b>0.506</b>
Fortress	6.463	6.046	<b>4.068</b>	2.590	2.410	<b>1.772</b>
Horns	1.607	<b>1.476</b>	2.153	3.806	3.044	<b>2.662</b>
Leaves	0.676	<b>0.608</b>	0.831	8.248	<b>6.782</b>	8.762
Orchids	1.627	2.243	<b>1.257</b>	4.140	5.459	<b>3.244</b>
Room	<b>1.315</b>	2.148	2.145	3.357	3.745	<b>2.075</b>
Trex	1.213	1.467	<b>0.462</b>	4.953	6.339	<b>0.856</b>
Mean	1.807	1.994	<b>1.519</b>	3.964	4.070	<b>2.578</b>

Scene	Image Quality								
	PSNR ↑			SSIM ↑			LPIPS ↓		
	<i>NeRFmm128</i>	<i>NeRFmm256</i>	<b>SiNeRF</b>	<i>NeRFmm128</i>	<i>NeRFmm256</i>	<b>SiNeRF</b>	<i>NeRFmm128</i>	<i>NeRFmm256</i>	<b>SiNeRF</b>
Fern	21.811	22.154	<b>22.482</b>	0.631	0.648	<b>0.665</b>	0.479	0.459	<b>0.437</b>
Flower	25.430	26.606	<b>27.229</b>	0.714	0.772	<b>0.798</b>	0.366	0.296	<b>0.295</b>
Fortress	26.173	25.596	<b>27.465</b>	0.653	0.602	<b>0.722</b>	0.438	0.538	<b>0.393</b>
Horns	22.949	23.174	<b>24.142</b>	0.626	0.635	<b>0.684</b>	0.492	0.506	<b>0.431</b>
Leaves	18.647	<b>19.741</b>	19.152	0.512	<b>0.609</b>	0.571	0.476	<b>0.385</b>	0.392
Orchids	16.695	15.858	<b>16.922</b>	0.391	0.350	<b>0.408</b>	0.540	0.550	<b>0.529</b>
Room	25.623	25.675	<b>26.101</b>	0.831	0.836	<b>0.844</b>	0.450	<b>0.411</b>	0.426
Trex	22.551	23.376	<b>24.939</b>	0.719	0.759	<b>0.816</b>	0.438	0.390	<b>0.356</b>
Mean	22.485	22.773	<b>23.554</b>	0.635	0.651	<b>0.689</b>	0.460	0.442	<b>0.407</b>

# Qualitative results



# Limitations

- Computational Intensity
- Generalization Constraints
- High Memory Usage
- Limited Performance in Large-Scale Scenes
- Potential Overfitting



# Zero-1-to-3: Zero-shot One Image to 3D Object (ICCV 2023)

Ruoshi Liu  
Columbia University

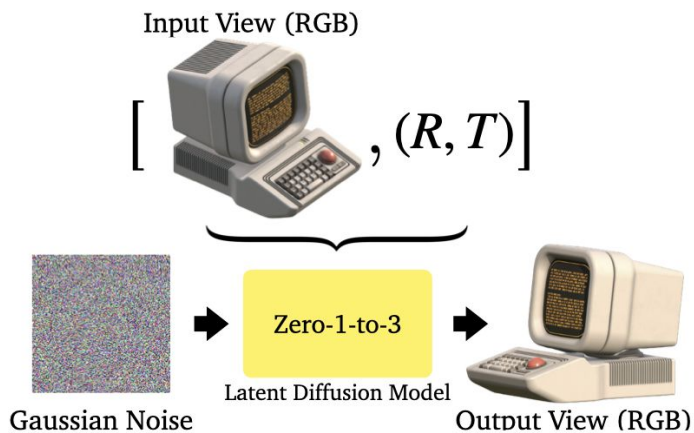
Rundi Wu  
Columbia University

Basile Van Hoorick  
Columbia University

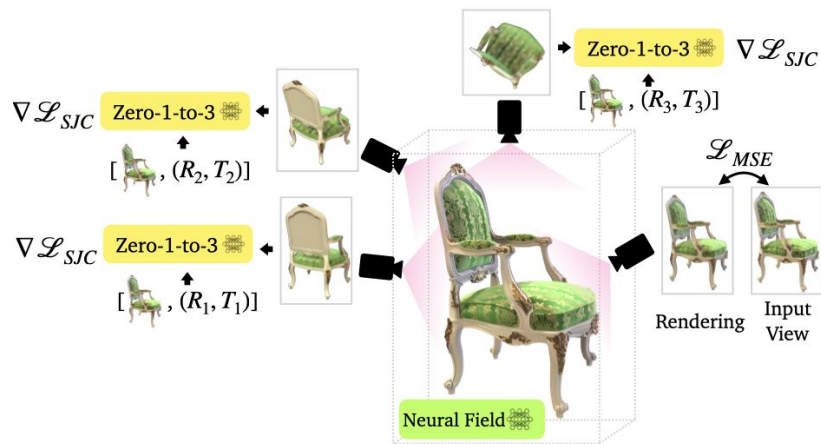
Pavel Tokmakov  
Toyota Research  
Institute

Sergey Zakharov  
Toyota Research  
Institute

Carl Vondrick  
Columbia University



Novel View Synthesis




3D Reconstruction

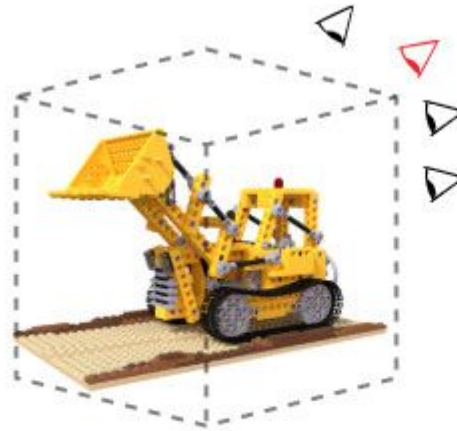


# Leveraging Stronger Priors

Pure NeRF/3DGS approaches are **ill-posed**



Reference



Neural Radiance Field

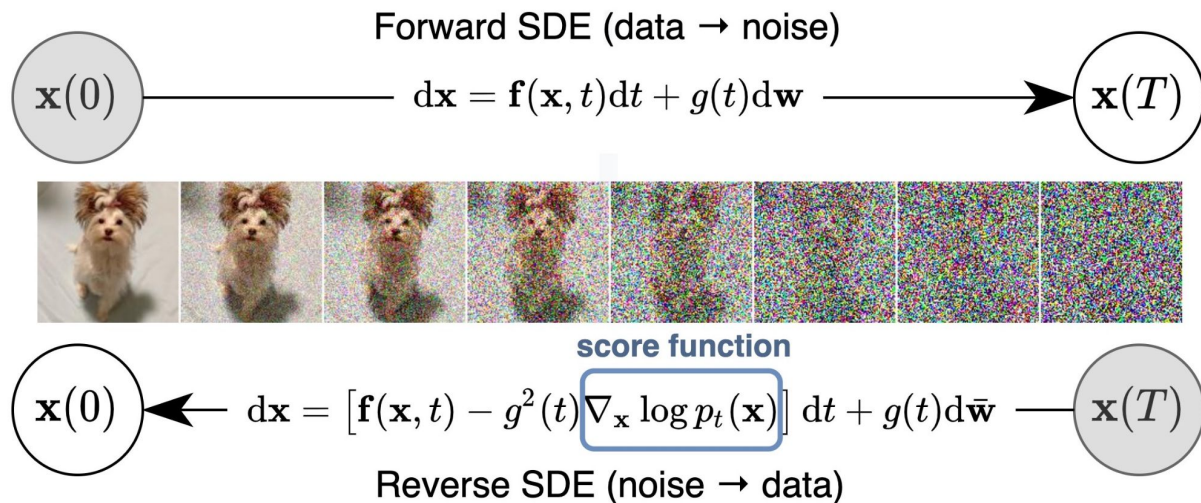
**Not Enough Information!**  
**(Ambiguities about Novel Views)**

# Solution: Leverage Stronger Priors from Training Data



**Objaverse-XL**  
**> 10 million 3D objects**

# Diffusion Models



**Key Idea:**  
Reverse Noising Converts Gaussian Noise into Clean Images

Learnable      Easy to Sample      Hard to Sample

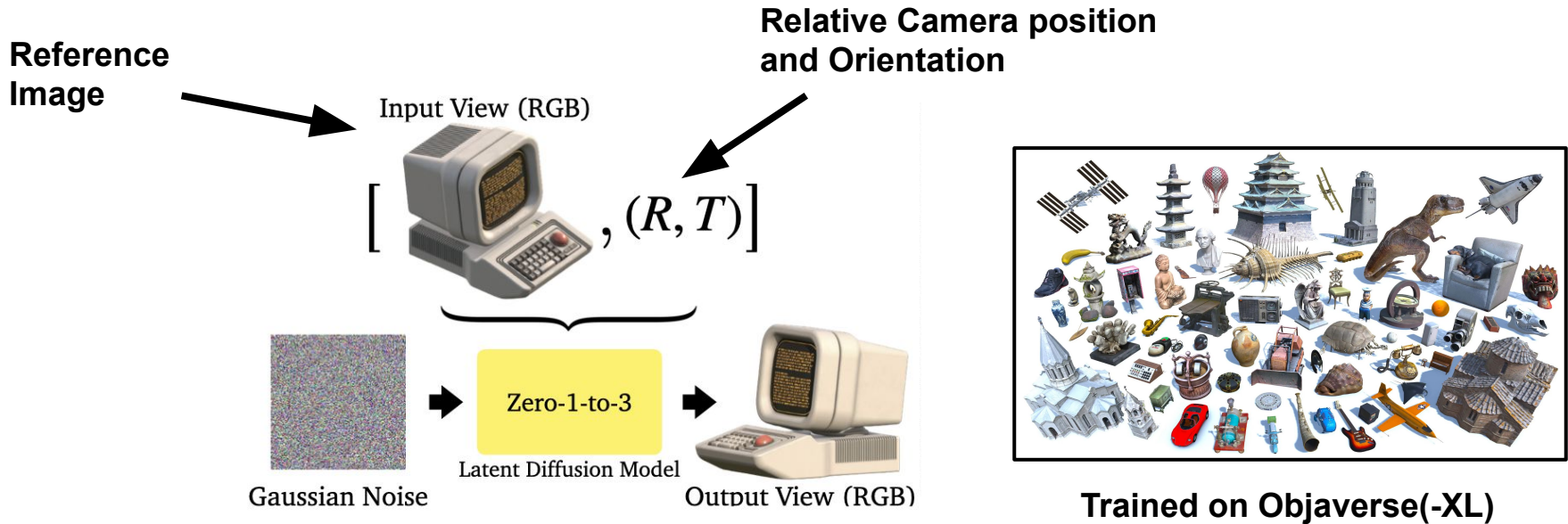
# Classifier Free Guidance

Given **(image, condition)** pairs, train to generate an image to match the condition



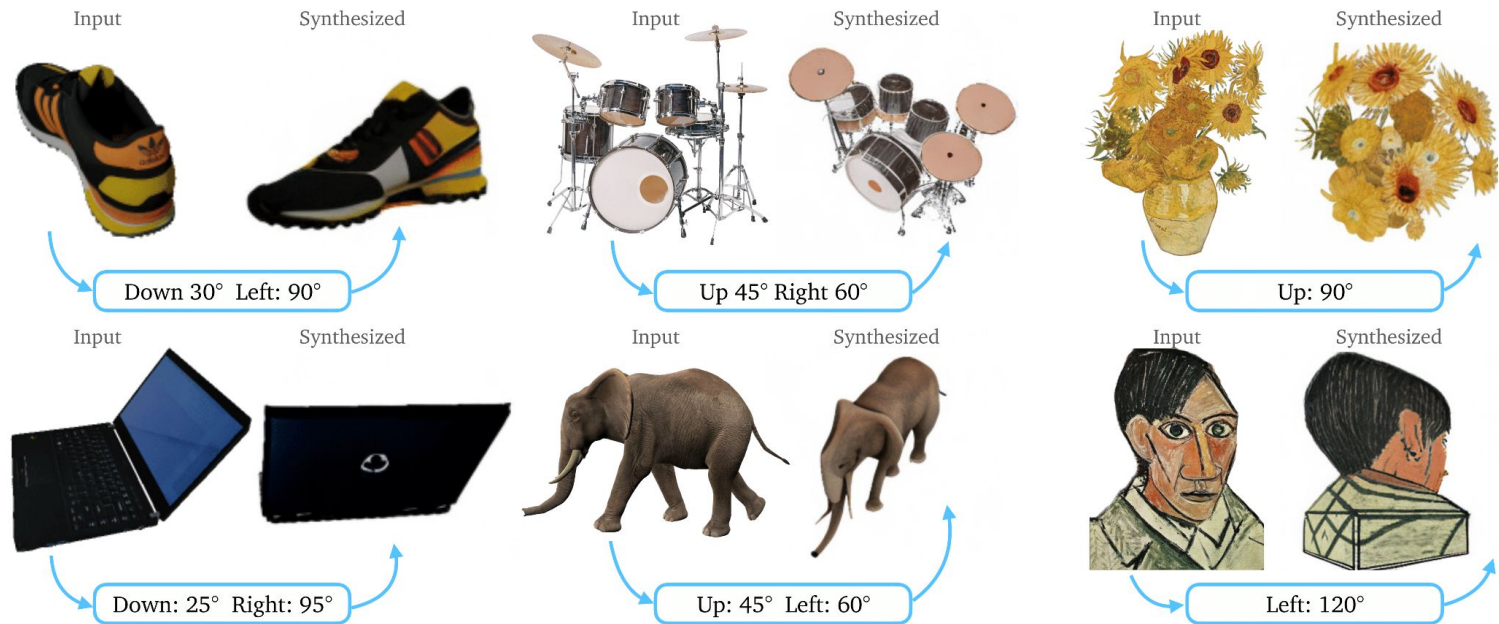
Text-to-Image

# Zero123: Conditional Diffusion Model



Novel View Synthesis

# Single-Image Novel View Synthesis





# Quantitative Results

	DietNeRF [23]	Image Variation [1]	SJC-I [53]	Ours
PSNR $\uparrow$	<u>8.933</u>	5.914	6.573	<b>18.378</b>
SSIM $\uparrow$	<u>0.645</u>	0.540	0.552	<b>0.877</b>
LPIPS $\downarrow$	<u>0.412</u>	0.545	0.484	<b>0.088</b>
FID $\downarrow$	<u>12.919</u>	22.533	19.783	<b>0.027</b>

## Google Scanned Objects Dataset (Single-Object)

	DietNeRF [23]	Image Variation [1]	SJC-I [53]	Ours
PSNR $\uparrow$	7.130	6.561	<u>7.953</u>	<b>10.405</b>
SSIM $\uparrow$	0.406	0.442	<u>0.456</u>	<b>0.606</b>
LPIPS $\downarrow$	<u>0.507</u>	0.564	0.545	<b>0.323</b>
FID $\downarrow$	<u>5.143</u>	10.218	10.202	<b>0.319</b>

## RTMV (Multi-Object)



# Discussion

## Pros

- By using training data, captures richer priors
- SoTA performance
- “Training-free” – No need to retrain for each object

## Cons

- Only works on background-less images
- Generates random views depending on initial noise
- Slow generation speed